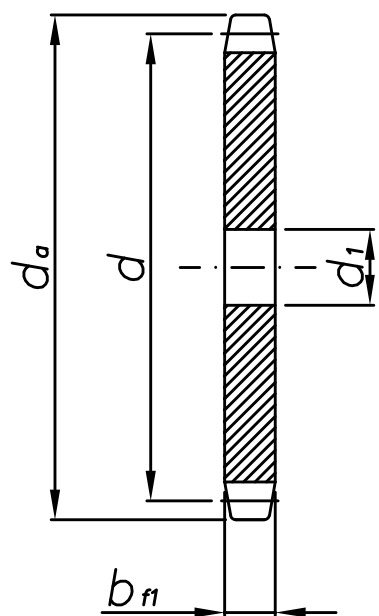
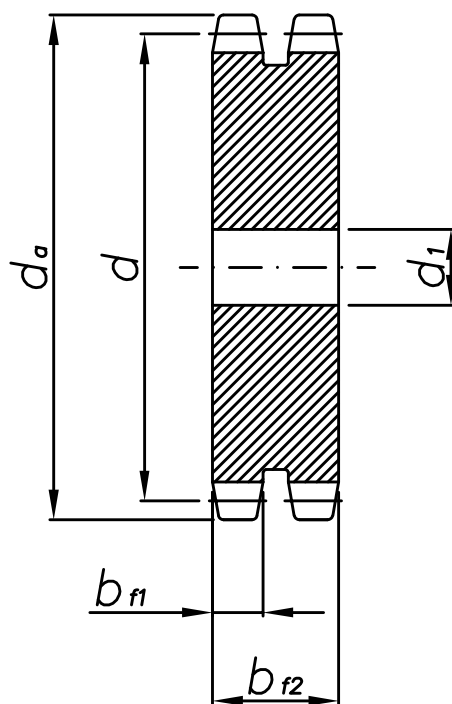


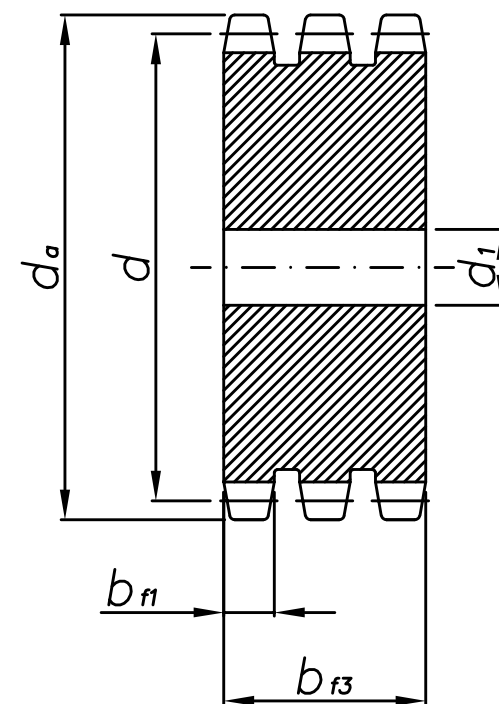
KOŁA ŁAŃCUCHOWE PŁASKKIE – 12B
PLATE WHEELS – 12B



PS



PD



PT

Koła łańcuchowe płaskie - 12B

Plate wheels - 12B

Szerokość zęba/ <i>tooth width</i>	$b_{f1} = 11,1 \text{ mm}$	$b_{f2} = 30,3 \text{ mm}$	$b_{f3} = 49,8 \text{ mm}$
------------------------------------	----------------------------	----------------------------	----------------------------

z	d	d _a	PS	PD	PT
			d ₁	d ₁	d ₁
8	49,78	57,5	12	12	12
9	55,70	62,0	12	12	12
10	61,64	69,0	12	12	12
11	67,61	75,0	14	14	16
12	73,10	81,5	14	14	16
13	79,59	87,5	14	14	16
14	85,61	93,6	14	14	16
15	91,63	99,8	14	14	16
16	97,65	105,5	14	16	16
17	103,67	111,5	14	16	16
18	109,71	118,0	14	16	16
19	115,75	124,2	14	16	16
20	121,78	129,7	14	16	16
21	127,82	136,0	16	16	20
22	133,86	141,8	16	16	20
23	139,90	149,0	16	16	20
24	145,94	153,9	16	16	20
25	152,00	160,0	16	16	20
26	158,04	165,9	16	20	20
27	164,09	172,3	16	20	20
28	170,13	178,0	16	20	20
29	176,19	184,1	16	20	20
30	182,25	190,5	16	20	20
31	188,31	196,3	20	20	25
32	194,35	203,3	20	20	25
33	200,40	209,2	20	20	25
34	206,46	214,6	20	20	25
35	212,52	221,0	20	25	25
36	218,58	226,8	20	25	25
37	224,64	232,9	20	25	25
38	230,69	239,0	20	25	25
39	336,75	245,1	20	25	25
40	242,81	251,3	20	25	25